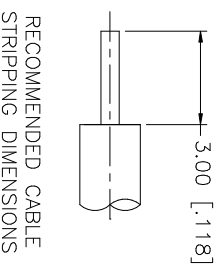
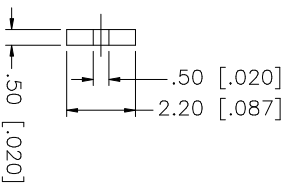
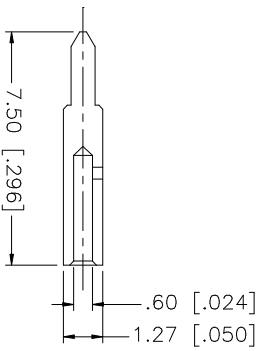
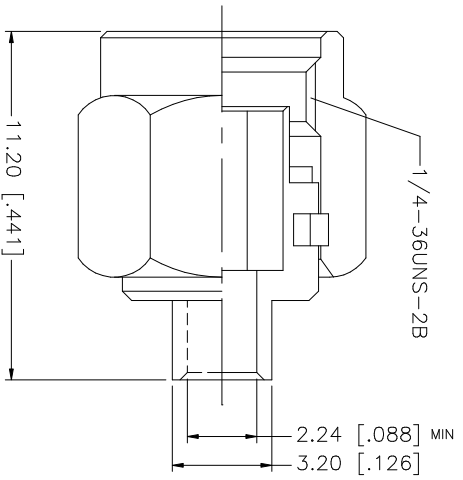


REV.	DATE	DESCRIPTION
A	01/09/98	ADD CONTACT PIN/ CHANGE I.D./ REDIMENSION
B	01/26/02	ADD CROSS SECTION OF BODY
C	07/22/02	INCREASE BODY LENGTH TO 11.20
D	05/14/03	UPDATE DRAWING FORMAT



8																								
7																								
6																								
5																								
4	GASKET	SILICONE	RED	1																				
3	CONTACT PIN	BRASS	GOLD	1																				
2	INSULATOR	TEFLON	NATURAL	1																				
1	BODY	BRASS	GOLD	1																				
	DESCRIPTION	MATERIAL	FINISH	QTY																				
UNLESS OTHERWISE SPECIFIED DIMENSIONS ARE IN MILLIMETERS. DIMENSIONS IN [ ] ARE IN INCHES AND FOR CUSTOMER REFERENCE ONLY. TOLERANCES FOR MILLIMETERS ARE: 0.5 - 8mm ± 0.20mm 8 - 30mm ± 0.40mm 30 - 120mm ± 0.50mm UNLESS OTHERWISE SPECIFIED TOLERANCES FOR INCHES ARE: .020 - .315 = ± 0.007" .315 - 1.180 = ± 0.015" 1.180 - 4.724 = ± 0.020"					DO NOT SCALE DRAWING					CAD FILE C:/132/132101.DWG					APPROVALS DRAWN G.R.S. CHECKED ISSUED SHEET 1 OF 1					DATE 05/14/03				
<b>SMA SEMI-RIGID PLUG (FOR .085", .086" CABLE)</b>																								
PART DESCRIPTION										PART NO. 132101														
DWG. NO. 132101.DWG					REV. NC					SIZE A					SCALE NA									